



RETURN BIDS TO:

RETOURNER LES SOUMISSIONS À:

See Section 1.
Voir Section 1.

STANDARD REQUEST FOR BID

INVITATION À SOUMISSIONNER - STANDARD

The Bidder offers to provide to Canada the goods, services or both listed in the bid solicitation in accordance with the conditions set out in the bid solicitation and the prices set out in the bid.

This bid solicitation is issued in accordance with the conditions of the Supply Arrangement E60PQ-140003/PQ.

Le soumissionnaire offre de fournir au Canada les biens, services ou les deux énumérés dans la demande de soumissions aux conditions prévues dans la demande de soumissions et aux prix indiqués dans la soumission.

Cette demande de soumissions est émise conformément aux conditions de l'arrangement en matière d'approvisionnement E60PQ-140003/PQ.

Solicitation No. - N° de la demande 9K001-S24-0117	Amendment No. 001 - N° de modification 001
Supplier SA No. - N° de l'AMA de fournisseur : E60PQ-140003/___	

Solicitation closes – La demande prend fin :	File No. - N° de dossier
at – à See Section 1 Voir Section 1	
on – le See Section 1 Voir Section 1	

Date of Solicitation – Date de la demande 2023-09-05
Address inquiries to – Adresser toute demande de renseignement à : See Section 2, Article 4.1. Voir Section 2, Article 4.1
Destination See Section 2, Annex A. Voir Section 2, Annexe A.

Instructions:

Municipal taxes are not applicable.

Unless otherwise specified in the bid solicitation, all prices quoted must be net prices in Canadian funds including Canadian customs duties, excise taxes, must be FOB, including all delivery charges to destination(s) as indicated. The amount for Applicable Taxes is to be shown as a separate item.

Instructions:

Les taxes municipales ne s'appliquent pas.

Sauf indication contraire dans la demande de soumissions, tous les prix indiqués doivent être des prix nets, en dollars canadiens, comprenant les droits de douane canadiens, la taxe d'accise et doivent être FAB, y compris tous frais de livraison à la (aux) destination(s) indiqué(s). Le montant des taxes applicables doit apparaître séparément.

Supplier Name and Address – Nom et adresse du fournisseur
Telephone No. - N° de téléphone
Facsimile No. - N° de télécopieur
Name and title of person authorized to sign on behalf of supplier (type or print) Nom et titre de la personne autorisée à signer au nom du fournisseur (caractère d'impression)
Signature : _____ Date : _____

AMENDMENT 001

This amendment is raised to answer vendors' questions, add one item in category 5 and update items in category 6 (SA and NSA).

Question 1: Re. Tag B1. The SA does not have any specification that these banquettes be available with intermediate privacy screens that attach to one another. This is a manufacturer-specific option that does not allow any other supplier to bid based on the requirements of the SA for which they have already qualified. Please remove this requirement from the RFB.

Answer 1: Modified, please see below.

Question 2: Re. Tag T11. The lowest height range on the SA for this GoCIUD is 23", if a lower height is required this should be Non-SA, please advise.

Answer 2: 23" is ok.

Question 3: Re. Item 28 Tag K2, will the CA also respectfully accept a 4-leg base.

Answer 3: Yes, we accept a 4-leg base.

Question 4: NSA item 1 Acoustic panels. This is a specialized product and manufacture-specific that will not be available to most suppliers. There is nothing on the current SA that can be interpreted as a similar product based on its application and purpose. Please remove it from the RFB.

Answer 4: This item has been removed, please see below.

Question 5: Item 2 Power Hub, this is available on the SA under GoCUID 5PMOFSTFMACUSBXXXXX and as a CAT5 product should have its own award tables.

Answer 5: Modified, please see below.

Question 6: Item 3 being identified as Teknion is manufacture-specific and violates the general specification rules of the SA. As these are manufacture-specific one can stipulate the nature of the product will not be available to others to bid successfully and is geared towards the manufacturer identified. We respectfully ask it be removed from the RFB.

Answer 6: Modified, please see below.

Question 7: Item 4 being identified as Teknion is manufacture-specific and violates the general specification rules of the SA. There are no general specifications any manufacturer may access. As these are manufacture-specific one can stipulate the nature of the product will not be available to others to bid successfully and is geared towards the manufacturer identified. We respectfully ask it be removed from the RFB.

Answer 7: Modified, please see below.

Question 8: Item 5 being identified as Haworth is manufacture-specific and violates the general specification rules of the SA. There are no general specifications any manufacturer may access. As these are manufacture-specific one can stipulate the nature of the product will not be available to others to bid successfully and is geared towards the manufacturer identified. We respectfully ask it be removed from the RFB.

Answer 8: Modified, please see below.

Question 9: Item 6 being identified as Haworth is manufacture-specific and violates the general specification rules of the SA. There are no general specifications any manufacturer may access. As these are manufacture-specific one can stipulate the nature of the product will not be available to others to bid successfully and is geared towards the manufacturer identified. We respectfully ask it be removed from the RFB

Answer 9: Modified, please see below.

Question 10: For #3 in the NSAProducts (Teknion – Kiosk & Mobile Cart – plants) is it possible to receive a more detailed description as it is unclear what is required.

Answer 10: The description has been modified with more details, please see below.

Question 11: ITEM #6 - from a rectilinear perspective, would a laminate corner table be accepted?

Answer 11: Yes, it is accepted.

Question 12: ITEM #13 – For this type of chair, would a swivel base be accepted?

Answer 12: Yes, it is accepted.

Question 13: ITEM #20 - The GOCUID Code is for a Solid surface, would you accept 6CCTVARELL20L48JNXX laminate surface?

Answer 13: Yes, it is accepted.

Question 14: ITEM #22 – The code specifies painted MDF surface – would you accept Laminate surface code GOCUID 6CSTVAROLL18XXXJNXX

Answer 14: Yes, it is accepted.

Question 15: ITEM #23 – The code specifies painted MDF surface – would you accept Laminate surface code GOCUID 6CSTVAROLL24XXXJNXX

Answer 15: Yes, it is accepted.

Question 16: ITEM #24 - Would you accept the dimensions 36”L x 51” high?

Answer 16: No, Height must be coffee table height.

Question 17: To allow sufficient time and resources to provide a complete and accurate bid, we hereby respectfully request an extension to the current closing date of September 26th.

Answer 17: The new closing date is now Friday October 6, 2023 at 2:00pm Eastern Time (ET).

THE REQUEST FOR PROPOSALS (RFP) IS HEREBY AMENDED AS FOLLOWS:

(1) On page 4 of 26 – RFB Closing – Submit Bid:

DELETE

By no later than date and time:	Tuesday September 26, 2023 2:00pm Easter Time (ET)
---------------------------------	---

INSERT

By no later than date and time:	Friday October 6, 2023 2:00pm Easter Time (ET)
---------------------------------	---

(2) On page 7 of 26 – Category Selection:

DELETE

The requirement includes the following category (ies) of work

a. Category 1 – Interconnecting Panels and Freestanding Systems

Category 1a – Interconnecting Panels (Refer to Annex C)

Category 1b – Supporting components and freestanding furniture

RULE: Metal Storage

Identified Users may procure metal storage products forming part of Category 1 when the metal storage products will be part of a requirement for a workstation(s)/work point(s). If this rule does not apply, Category 3 must be used for the metal storage products forming part of this category.

b. Category 2 – Freestanding Height Adjustable Desk / Table Products

c. Category 3 – Metal Filing and Storage Cabinets

Identifying the maximum height of the Personal Storage Towers, Wardrobes and Storage Cabinets is acceptable as per 6B. 4.1 of the SA (table 1 Additional product details)

d. Category 4 – Wood Veneer – Freestanding Products

e. Category 5 – Ancillary and Lighting Products

f. Category 6 - Support Space – Collaborative Furniture

RULE: Category 6 can be further subdivided by space or like product in order to increase or allow competition. Space is defined as a location available for a particular purpose such as a meeting room space or a collaborative space. Like products are defined as products with similar design and construction. If NSA products form part of the requirement, the IU must validate the 30%

NSA prior to subdividing the category. NSA products can be added to any subdivide or in its own subdivide.

The IU must identify how Category 6 will be subdivided in the Product Table for Category 6.

g. NSA Product(s) – Category(ies): 6

INSERT

The requirement includes the following category (ies) of work

a. Category 1 – Interconnecting Panels and Freestanding Systems

Category 1a – Interconnecting Panels (Refer to Annex C)

Category 1b – Supporting components and freestanding furniture

RULE: Metal Storage

Identified Users may procure metal storage products forming part of Category 1 when the metal storage products will be part of a requirement for a workstation(s)/work point(s). If this rule does not apply, Category 3 must be used for the metal storage products forming part of this category.

b. Category 2 – Freestanding Height Adjustable Desk / Table Products

c. Category 3 – Metal Filing and Storage Cabinets

Identifying the maximum height of the Personal Storage Towers, Wardrobes and Storage Cabinets is acceptable as per 6B. 4.1 of the SA (table 1 Additional product details)

d. Category 4 – Wood Veneer – Freestanding Products

e. Category 5 – Ancillary and Lighting Products

f. Category 6 - Support Space – Collaborative Furniture

RULE: Category 6 can be further subdivided by space or like product in order to increase or allow competition. Space is defined as a location available for a particular purpose such as a meeting room space or a collaborative space. Like products are defined as products with similar design and construction. If NSA products form part of the requirement, the IU must validate the 30% NSA prior to subdividing the category. NSA products can be added to any subdivide or in its own subdivide.

The IU must identify how Category 6 will be subdivided in the Product Table for Category 6.


g. NSA Product(s) – Category(ies): 6



(3) On page 8 of 26 – Product Table:



DELETE


Product Category(ies): 6


Table 1 – Product Table

#	GoCUID	Section A - IU REQUIREMENT			Section B – SUPPLIER'S BID		
		Description of Product <i>(Additional product details may be inserted, if required as per 6B. 4.1 of the SA)</i>	QTY	** Provide additional Information Yes/No	Supplier Part Number	Firm Unit Price \$	Extended Total [Qty x Price] \$
1	6SBBTHXXLUW5G19LMYN (Item #70)	<p>Banquette with Backrest Bolster, 3-seater</p> <p>Must include high privacy screens on the back of each of the pieces. Must also provide a minimum of 1 duplex outlet mounted at the base of each piece which can easily be accessible by the user. Two (x2) B1 pieces must gang together via an additional matching high privacy screen (from the same company, line, and finish) to create a stand-alone booth. Same for the other two B1 pieces.</p> <p>Tag: B1</p> 	4	<i>To be installed on the 5th floor, Section B – Area 3</i>			
		<p>High privacy screens</p> <p>Must be installed with B1 banquette to create a stand-alone booth. Must also be from the same company, line and finish as B1 banquette.</p>	2	<i>To be installed on the 5th floor, Section B – Area 3</i>			
2	6SBBTHXXLUW5G19LMYN (Item #70)	<p>Banquette with backrest bolster, 3-seater</p> <p>To create a diverse design layout in our space a different</p>	1	<i>To be installed on the 6th floor, Section A</i>			

		<p>company and/or line can be used for this piece.</p> <p>Must include high privacy screen on the back of the piece. Must also provide a minimum of 1 duplex outlet mounted at the base of the piece which can easily be accessible by the user. This piece (B2) must gang together with matching (company, line, and finish) B7 and B10 pieces to form an "L" shape sectional seating area.</p> <p>Tag: B2</p> 		<p><i>- Area 2</i></p>		
<p>3</p>	<p>6SBATHXXLUW5G19LMYN (Item #86)</p>	<p>Banquette without backrest bolster, 3-seater</p> <p>The back high privacy screens should have a maximum height from floor of 50 inches since two bar height tables (44 inches) will be set up behind the screens for users work from. Must also provide a minimum of 2 duplex outlets mounted at the base of each of the pieces which can easily be accessible by the user. Both B3 pieces will be gang together to form a large sofa like seating area.</p> <p>Tag: B3</p> 	<p>2</p>	<p><i>To be installed on the 5th floor, Section B - Area 2</i></p>		

4	6SLCWAXXWUXXXXXMXXX (Item #98)	Lounge Chairs Tag: B4	2	<i>To be installed on the 6th floor, Section A – Area 3</i>		
5	6SBATWXXLUW3G19LMN N (Item #56)	Banquette without backrest bolster, 2-seater Similar to GoCUID # 6SBATWXXLUW3G19MNN, but must measure 60 inches in width to meet the space requirements. Must also provide a minimum of 1 duplex outlet mounted at the base of each of the pieces which can easily be accessible by the user. All B5 pieces plus matching (company, line, and finish) B6 piece must gang together to create an "L" shape sectional seating area. Tag: B5 	3	<i>To be installed on the 5th floor, Section B – Area 1</i>		
6	6SMPRBXXLU25G19LYNN (Item #125)	Modular Benching with Power/Data Side Table Similar to GoCUID # SMPRBXXLU25G19LYNN, this corner square bench to be gang between two (x2) B5 pieces on one side and one (x1) B5 piece on an adjacent side to create an "L" shape sectional seating area. B6 must match the company, line, and finish of the B5 pieces. Tag: B6 	1	<i>To be installed on the 5th floor, Section B – Area 1</i>		
7	6SMPRBXXLU25G19LYNN (Item #125)	Modular Benching with Power/Data Side Table To create a diverse design	1	<i>To be installed on the 6th floor,</i>		

		<p>layout in our space a different company and/or line can be used for this piece.</p> <p>Similar to GoCUID # SMPRBXXLU25G19LYNN, this corner square bench to be gang between B2 and B10 on two of its adjacent sides to create an "L" shape sectional seating area. B2 and B10 must match the company, line, and finish of the B7 piece.</p> <p>Tag: B7</p> 		Section A – Area 2			
8	6SUOPRXXLUXXXXXLNNN (Item #112)	<p>Upholstered Ottoman</p> <p>Tag: B8</p>	2	To be installed on the 6th floor, Section A – Area 3			
9	6SLCWAXXFUXXXXXMXXX (Item #97)	<p>Lounge Chairs</p> <p>Tag: B9</p>	2	To be installed on the 5th floor, Section B – Area 2			
10	6SBBTWXXLUW3G19LMY N (Item #38)	<p>Banquette with Backrest Bolster, 2-seater</p> <p>Must include privacy screen on the back of the piece. Must also provide a minimum of 1 duplex outlet mounted at the base of the seat which can easily be accessible by the user. This piece (B10) must gang together with matching (company, line, and finishes) B7 and B2 pieces to form an “L” shape sectional seating area.</p> <p>Tag: B10</p>	1	To be installed on the 6th floor, Section A – Area 2			

							
11	6SBATHXXLUW5G19LMYY (Item #85)	<p>Banquette without backrest bolster, 3-seater</p> <p>Must include privacy screens on the back. Armrest to be installed on the left side only. Must also provide a minimum of 1 duplex outlet mounted at the base of the piece which can easily be accessible by the user. This piece (B11) must gang together with matching (company, line, and finish) B12 piece to create a corner sectional seating area.</p> <p>Tag: B11</p>	1	<i>To be installed on the 6th floor, Section A – Area 3</i>			
12	6SBATHXXLUW5G19LMYY (Item #85)	<p>Banquette without backrest bolster, 3-seater</p> <p>Must include privacy screens on the back. Armrest to be installed on the right side only. Must also provide a minimum of 1 duplex outlet mounted at the base of the piece which can easily be accessible by the user. This piece (B11) must gang together with matching (company, line, and finish) B12 piece to create a corner sectional seating area.</p> <p>Tag: B12</p>	1	<i>To be installed on the 6th floor, Section A – Area 3</i>			
13	6SLCOAXXFUXXXXMXXX (Item #99)	<p>Lounge Chairs</p> <p>Tag: B13</p>	1	<i>To be installed on the 5th floor, Section B – Area 1</i>			
14	6MMTMDREOL30L72WYNY X (Item #35)	<p>Meeting Tables</p> <p>Similar to 6MMTMDREOL30L72WYNYX, but require pedestal like supports as this table is being used between B1 pieces and B2 pieces as booths. The user must easily be able to get in and out of the</p>	2	<i>To be installed on the 5th floor, Section B – Area 3</i>			


		<p>booth without the table supports getting in the way.</p> <p>One of these tables requires the type of supports that would allow a user with reduced mobility to use the shorter edge of the table.</p> <p>Tag: T1</p> 				
15	6CNTCHREGLW8606UYXX (Item # 493)	<p>Narrow side tables</p> <p>Similar to 6CNTCHREGLW8606UYXX, but must be 20 inches deep, 60-66 inches in length and 42 inches high to allow two users to easily use their laptops and other IT equipment at the same time. The table must also be able to accommodate two bar height stools/chairs with or without armrests. Must also provide a minimum of 1 surface mounted or built-in electrical module with 1 duplex outlet.</p> <p>Tag: T2</p>	2	<i>To be installed on the 6th floor, Section A – Area #2</i>		
16	6CNTCHRTGLW8606UYXX (Item # 496)	<p>Narrow side tables</p> <p>Similar to 6CNTCHRTGLW8606UYXX, but must be 18 inches deep, 72 inches in length (to match the size of the two banquettes - B3) and 42 inches high. The table must also be able to accommodate two bar height stools/chairs with or without armrests. No power / data required for these tables.</p> <p>Tag: T3</p>	2	<i>To be installed on the 5th floor, Section B – Area #2</i>		
17	6CLTVAREXLW7<36ONXX (Item # 482)	<p>Laptop tables</p> <p>Similar to 6CLTVAREXLW7<36ONXX, but</p>	4	<i>To be installed on the 5th floor,</i>		




		table support must not be centered under the surface. User must easily be able to use a laptop in a seated position from any type of soft seating. Tag: T4		Section B – Area #2			
18	6CLTVARZXLW7<36ONXX (Item # 484)	Laptop tables Similar to 6CLTVARZXLW7<36ONXX, but table support must not be centered under the surface. User must easily be able to use a laptop in a seated position from any type of soft seating. Tag: T5	6	To be installed on the 5th floor, Section B – Area #1 and the 6th floor, Section A – Area #2 and #3			
19	6MTRXTRECL30L60WYYY (Item # 1229)	Training Tables Must also provide 1 surface mounted or built-in electrical module with 2 duplex and 4 data outlets in each table. Tag: T6	6	To be installed on the 5th floor, Section E			
20	6CCTVARELS20L48JNXX (Item # 42)	Coffee table Tag: T7	2	To be installed on the 6th floor, Section A – Area #2 and #3			
21	6CCMVAROPL30XXXTNXX (Item # 337)	Collaborative meeting table Description: Round working table Tag: T8	1	To be installed on the 6th floor, Section A – Area #2			
22	6CSTVAROLA18XXXJNXX (Item # 300)	Side table Description: Small round side table. Tag: T9	3	To be installed on the 5th floor, Section B – Area 2 and 6th floor, Section A – Area #3			
23	6CSTVAROLA24XXXJNXX (Item # 302)	Side table Description: Medium round side table.	2	To be installed on the			



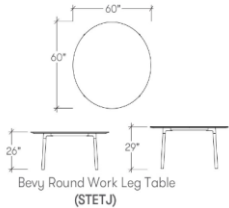

		Tag: T10		<i>5th floor, Section B – Area 2 and 6th floor, Section A – Area #3</i>			
24	6CNTLHRTLLW8606NYXX (Item # 489)	Narrow side table These tables must be coffee table height and the longest possible to fit the space properly. Tag: T11	2	<i>To be installed on the 5th floor, Section B – Area 1 and 2</i>			
23	6MMTMDRTOW30L72WY NX (Item # 431)	Meeting Tables Tag: T12	1	<i>To be installed on the 6th floor Section A – Area 4</i>			
24	6LWBFPWXXXXXXXXXNNN (Item #132)	Free standing mobile white boards Tag: W1	2	<i>To be installed on the 6th floor Section A – Area 1 and 4</i>			
25	6KBSBHxxSY15XXXRONX (Item #36)	Kitchenette seating Must fit under 42" high tables (T2). Tag: K1	4	<i>To be installed on the 6th floor Section A – Area 2</i>			
26	6KBSBHxxSP15XXXRONX (Item #28)	Kitchenette seating Must fit under 42" high tables (T3). Tag: K2	4	<i>To be installed on the 5th floor Section B – Area 2</i>			
				<i>Yes or No</i>		\$	\$



****Provide additional information:**
 Canada is requesting bidders: to provide drawings and/or pictures including descriptive literature for these products with your bid submission.


NSA products (must not exceed 30% of the firm quantity by category)
 The Supplier signs, and certifies that all the NSA products offered will conform to all specifications and meet the testing requirements detailed at Annex D.

Section A - IU REQUIREMENT	Section B – SUPPLIER’S BID
----------------------------	----------------------------

#	NSA Product(s) Description	QTY	** Provide additional Informatio n Yes/No	Supplier Part Number	Firm Unit Price \$	Extended Total [Qty x Price] \$
1	<p>Acoustic panels Dimensions : Approximately 72''-84'' x 30''-42'' Colour or finish : light coloured Pattern : circles Type of installation : hanging from suspended ceiling</p> 	9	Yes or No		\$	\$
2	<p>Power hub modules</p> 	5				
3	<p>Teknion – Kiosk Mobile cart - plants</p>  <p>Mobile cart – gallery</p>	2 Plants AND 1 Gallery				

					
4	<p>6th floor – AREA 1 meeting table and chairs</p> <p>Option One: Nice round table with wood element and new chairs Teknion – Bevy table and Clip Chairs</p>   <p>studioTK applications - products - insights resources about</p> <p>Clip</p>  <p>Option 2: Large square working table with benches Teknion – Zones table and benches</p>	<p>1 Table</p> <p>6 Chairs</p> <p>OR</p> <p>1 Table</p> <p>4 Benches</p>	<p><i>Yes or No</i></p>	<p>\$</p>	<p>\$</p>

	 <p><small>Zones both populates and pollinates a space. upStage systems with integrated Centre A Workstation table and two Event Tables. Long and Deep Edge Systems</small></p>			
5	<p>6th floor – AREA 4 meeting table and chairs Haworth – Immerse – Racetrack for 6</p> 	<p>1 Table 6 Chairs</p>		
6	<p>5th floor – AREA 2 High top table Tag 3: Immerse table Haworth</p>	2		

					
Add more rows if necessary.				Product Total	\$

INSERT

Product Category(ies): 5, 6

Table 1 – Product Table

		Section A - IU REQUIREMENT			Section B – SUPPLIER’S BID		
#	GoCUID	Description of Product <i>(Additional product details may be inserted, if required as per 6B. 4.1 of the SA)</i>	QTY	** Provide additional Information Yes/No	Supplier Part Number	Firm Unit Price \$	Extended Total [Qty x Price] \$
	Cat 5						

1	5PMOFSTFMACUSBXXXXX (Item #22)	Power hub modules	5				
Cat 6							
2	6SBBTHXXLUW5G19LMYN (Item #70)	<p>Banquette with Backrest Bolster, 3-seater</p> <p>Must include high privacy screens on the back of each of the pieces. Must also provide a minimum of 1 duplex outlet mounted at the base of each piece which can easily be accessible by the user. Two (x2) B1 pieces must gang together via an additional matching high privacy screen (from the same company, line, and finish – see line 2) to create a stand-alone booth/group work pods. Same for the other two B1 pieces.</p> <p>Tag: B1</p>	4	<i>To be installed on the 5th floor, Section B – Area 3</i>			
3	6LFSUPXXXXW8XXXTXXX (Item #144)	<p>High privacy screens</p> <p>Must be installed with B1 banquette to create a stand-alone booth. Must also be from the same company, line and finish as B1 banquette. Base/legs must not exceed width of the screen as it must be placed without space between it and the wall</p>	2	<i>To be installed on the 5th floor, Section B – Area 3</i>			
4	6SBBTHXXLUW5G19LMYN (Item #70)	<p>Banquette with backrest bolster, 3-seater</p> <p>To create a diverse design layout in our space a different company and/or line can be used for this piece.</p> <p>Must include high privacy screen on the back of the piece. Must also provide a minimum of 1 duplex outlet mounted at the base of the piece which can easily be accessible by the user. This piece (B2) must gang together with matching (company, line, and finish) B7 and B10 pieces to form an “L” shape sectional seating area.</p>	1	<i>To be installed on the 6th floor, Section A – Area 2</i>			

		Tag: B2					
5	6SBATHXXLUW5G19LMYN (Item #86)	<p>Banquette without backrest bolster, 3-seater</p> <p>The back high privacy screens should have a maximum height from floor of 50 inches since two bar height tables (44 inches) will be set up behind the screens for users work from. Must also provide a minimum of 2 duplex outlets mounted at the base of each of the pieces which can easily be accessible by the user. Both B3 pieces will be gang together to form a large sofa like seating area.</p> <p>Tag: B3</p>	2	<i>To be installed on the 5th floor, Section B – Area 2</i>			
6	6SLCWAXXWUXXXXMXXX (Item #98)	<p>Lounge Chairs</p> <p>Tag: B4</p>	2	<i>To be installed on the 6th floor, Section A – Area 3</i>			
7	6SBATWXXLUW3G19LMN N (Item #56)	<p>Banquette without backrest bolster, 2-seater</p> <p>Similar to GoCUID # 6SBATWXXLUW3G19MNN, but must measure 60 inches in width to meet the space requirements. Must also provide a minimum of 1 duplex outlet mounted at the base of each of the pieces which can easily be accessible by the user. All B5 pieces plus matching (company, line, and finish) B6 piece must gang together to create an "L" shape sectional seating area.</p> <p>Tag: B5</p>	3	<i>To be installed on the 5th floor, Section B – Area 1</i>			
8	6SMPRBXXLU25G19LYNN (Item #125)	<p>Modular Benching with Power/Data Side Table</p> <p>Similar to GoCUID #</p>	1	<i>To be installed on the 5th floor,</i>			

		<p>SMPRBXXLU25G19LYNN, this corner square bench to be gang between two (x2) B5 pieces on one side and one (x1) B5 piece on an adjacent side to create an "L" shape sectional seating area. B6 must match the company, line, and finish of the B5 pieces.</p> <p>Tag: B6</p>		Section B – Area 1		
9	6SMPRBXXLU25G19LYNN (Item #125)	<p>Modular Benching with Power/Data Side Table</p> <p>To create a diverse design layout in our space a different company and/or line can be used for this piece.</p> <p>Similar to GoCUID # SMPRBXXLU25G19LYNN, this corner square bench to be gang between B2 and B10 on two of its adjacent sides to create an "L" shape sectional seating area. B2 and B10 must match the company, line, and finish of the B7 piece.</p> <p>Tag: B7</p>	1	To be installed on the 6th floor, Section A – Area 2		
10	6SUOPRXXLUXXXXXLNNN (Item #112)	<p>Upholstered Ottoman</p> <p>Tag: B8</p>	2	To be installed on the 6th floor, Section A – Area 3		
11	6SLCWAXXFUXXXXMXXX (Item #97)	<p>Lounge Chairs</p> <p>Tag: B9</p>	2	To be installed on the 5th floor, Section B – Area 2		
12	6SBBTWXXLUW3G19LMY N (Item #38)	<p>Banquette with Backrest Bolster, 2-seater</p> <p>Must include privacy screen on the back of the piece. Must also provide a minimum of 1 duplex outlet mounted at the base of the seat which can easily be accessible by the user. This piece (B10) must gang together with matching (company, line, and finishes) B7 and B2 pieces</p>	1	To be installed on the 6th floor, Section A – Area 2		

		to form an "L" shape sectional seating area. Tag: B10					
13	6SBATHXXLUW5G19LMYY (Item #85)	Banquette without backrest bolster, 3-seater Must include privacy screens on the back. Armrest to be installed on the left side only. Must also provide a minimum of 1 duplex outlet mounted at the base of the piece which can easily be accessible by the user. This piece (B11) must gang together with matching (company, line, and finish) B12 piece to create a corner sectional seating area. Tag: B11	1	<i>To be installed on the 6th floor, Section A – Area 3</i>			
14	6SBATHXXLUW5G19LMYY (Item #85)	Banquette without backrest bolster, 3-seater Must include privacy screens on the back. Armrest to be installed on the right side only. Must also provide a minimum of 1 duplex outlet mounted at the base of the piece which can easily be accessible by the user. This piece (B11) must gang together with matching (company, line, and finish) B12 piece to create a corner sectional seating area. Tag: B12	1	<i>To be installed on the 6th floor, Section A – Area 3</i>			
15	6SLCOAXXFUXXXXMXXX (Item #99)	Lounge Chairs Tag: B13	1	<i>To be installed on the 5th floor, Section B – Area 1</i>			
16	6MMTMDREOL30L72WYN X (Item #35)	Meeting Tables Similar to 6MMTMDREOL30L72WYNX, but require pedestal like supports as this table is being used between B1 pieces and B2 pieces as booths. The user must easily be able to get in and out of the booth without the table supports getting in the way. One of these tables requires the	2	<i>To be installed on the 5th floor, Section B – Area 3</i>			

		<p>type of supports that would allow a user with reduced mobility to use the shorter edge of the table.</p> <p>Tag: T1</p>					
17	6CNTCHREGLW8606UYXX (Item # 493)	<p>Narrow side tables</p> <p>Similar to 6CNTCHREGLW8606UYXX, but must be 20 inches deep, 60-66 inches in length and 42 inches high to allow two users to easily use their laptops and other IT equipment at the same time. The table must also be able to accommodate two bar height stools/chairs with or without armrests. Must also provide a minimum of 1 surface mounted or built-in electrical module with 1 duplex outlet.</p> <p>Tag: T2</p>	2	<i>To be installed on the 6th floor, Section A – Area #2</i>			
18	6CNTCHRTGLW8606UYXX (Item # 496)	<p>Narrow side tables</p> <p>Similar to 6CNTCHRTGLW8606UYXX, but must be 18 inches deep, 72 inches in length (to match the size of the two banquettes - B3) and 42 inches high. The table must also be able to accommodate two bar height stools/chairs with or without armrests. No power / data required for these tables.</p> <p>Tag: T3</p>	2	<i>To be installed on the 5th floor, Section B – Area #2</i>			
19	6CLTVAREXLW7<36ONXX (Item # 482)	<p>Laptop tables</p> <p>Similar to 6CLTVAREXLW7<36ONXX, but table support must not be centered under the surface. User must easily be able to use a laptop in a seated position from any type of soft seating.</p> <p>Tag: T4</p>	4	<i>To be installed on the 5th floor, Section B – Area #2</i>			
20	6CLTVARZXLW7<36ONXX (Item # 484)	<p>Laptop tables</p> <p>Similar to 6CLTVARZXLW7<36ONXX, but table support must not be</p>	6	<i>To be installed on the 5th floor, Section B</i>			

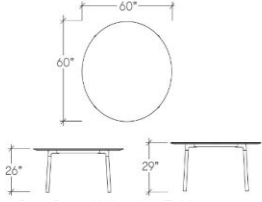
		centered under the surface. User must easily be able to use a laptop in a seated position from any type of soft seating. Tag: T5		<i>- Area #1 and the 6th floor, Section A - Area #2 and #3</i>			
21	6MTRXTRECL30L60WYYY (Item # 1229)	Training Tables Must also provide 1 surface mounted or built-in electrical module with 2 duplex and 4 data outlets in each table. Tag: T6	6	<i>To be installed on the 5th floor, Section E</i>			
22	6CCTVARELS20L48JNXX (Item # 42)	Coffee table Tag: T7	2	<i>To be installed on the 6th floor, Section A - Area #2 and #3</i>			
23	6CCMVAROPL30XXTNXX (Item # 337)	Collaborative meeting table Description: Round working table Tag: T8	1	<i>To be installed on the 6th floor, Section A - Area #2</i>			
24	6CSTVAROLA18XXJNXX (Item # 300)	Side table Description: Small round side table. Tag: T9	3	<i>To be installed on the 5th floor, Section B - Area 2 and 6th floor, Section A - Area #3</i>			
25	6CSTVAROLA24XXJNXX (Item # 302)	Side table Description: Medium round side table. Tag: T10	2	<i>To be installed on the 5th floor, Section B - Area 2 and 6th floor, Section A - Area #3</i>			
26	6CNTLHRTLLW8606NYXX (Item # 489)	Narrow side table These tables must be coffee table height and the longest	2	<i>To be installed on the 5th floor,</i>			

		possible to fit the space properly. Tag: T11		Section B – Area 1 and 2			
27	6MMTMDRTOW30L72WY NX (Item # 431)	Meeting Tables Tag: T12	1	To be installed on the 6th floor Section A – Area 4			
28	6LWBFWSXXXXXXXXNNN (Item #132)	Free standing mobile white boards Tag: W1	3	To be installed on the 6th floor Section A – Area 1 and 4			
29	6KBSBHxxSY15XXXRONX (Item #36)	Kitchenette seating Must fit under 42" high tables (T2). Tag: K1	4	To be installed on the 6th floor Section A – Area 2			
30	6KBSBHxxSP15XXXRONX (Item #28)	Kitchenette seating Must fit under 42" high tables (T3). Tag: K2	4	To be installed on the 5th floor Section B – Area 2			
				Yes or No		\$	\$

****Provide additional information:**
 Canada is requesting bidders to provide drawings and/or pictures including descriptive literature for these products with your bid submission.

NSA products (must not exceed 30% of the firm quantity by category)
 The Supplier signs, and certifies that all the NSA products offered will conform to all specifications and meet the testing requirements detailed at Annex D.

Section A - IU REQUIREMENT				Section B – SUPPLIER'S BID		
#	NSA Product(s) Description	QTY	** Provide additional Information Yes/No	Supplier Part Number	Firm Unit Price \$	Extended Total [Qty x Price] \$
1	6th floor – AREA 1 meeting table and chairs Option One: round table with wood element and new chairs Approximate measurement:	1 Table 6 Chairs OR 1 Table 4	Yes or No		\$	\$

	 <p>Option 2: Large square working table with benches (same dimension)</p>	Benches				
2	6th floor – AREA 4 meeting table and chairs - Racetrack for 6	1 Table 6 Chairs				
3	5th floor – AREA 2 High top table Approximate measurement: 22''d x 57''w x 36''h Tag 3	2				
Add more rows if necessary.				Product Total		\$

All other terms and conditions remain unchanged.